

The Kentuckiana Health Collaborative is pleased to announce the release of the Consolidated Measurement Report. Private reports were sent to healthcare provider groups throughout Kentucky and Southern Indiana to provide feedback on the quality of care their patients received on select measures. For this report, the quality of care data was aggregated across providers at the county and region level. Anthem Blue Cross Blue Shield, Aetna Health Plan, Humana Health Plan of Kentucky, and WellCare Health Plan of Kentucky provided only administrative data for these reports. Measures reported include all of the Kentucky Core Healthcare Measure Set (KCHMS) for which there was available data¹. For more information, visit www.KHCollaborative.org/programs/kchms.

KHC State and Region Reports Snapshot

Health Plans Submitting Data **4**

Measures **72**

Patient Observations **4,069,075**

Group Practice Reports **573**

Kentuckiana Commercial Measures

22 Measures Better Than National Average

TOP 3 MEASURES

Child and Adolescent Well-Care Visits, Overall: At least 1

Appropriate Testing for Pharyngitis: Ages 3 to 17

Breast Cancer Screening

22 Measures Worse Than National Average

BOTTOM 3 MEASURES

Childhood Immunization Status: Hepatitis B

Childhood Immunization Status: Combo 2: First 6

Childhood Immunization Status: Combo 3: + PCV

Kentuckiana Medicaid Measures

13 Measures Better Than National Average

TOP 3 MEASURES

Child and Adolescent Well-Care Visits, Overall: At least 1

Appropriate Testing for Pharyngitis: Ages 3 to 17

Well-Child Visits in First 30 Months of Life (First 15 Months): At least Six

31 Measures Worse Than National Average

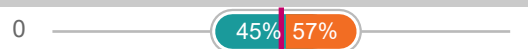


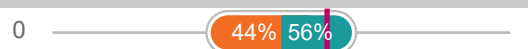

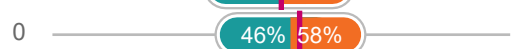





BOTTOM 3 MEASURES

Counseling for Nutrition: Overall

Counseling for Physical Activity: Overall

Diabetes Care: Blood Pressure Control (<140/90 mm Hg)

	KENTUCKIANA COMBINED				NATIONAL ⁵		
	Kentuckiana Avg ²	Benchmark ³	Medicaid Score	Kentuckiana Avg	Commercial Score ⁴	Average PPO	Average Medicaid
Preventive Care Management							
Breast Cancer Screening Denominator	33,600	1,412					
Breast Cancer Screening	73%	99%	0	53%	84%	70%	54%
Cervical Cancer Screening Denominator	40,685	3,919					
Cervical Cancer Screening	61%	92%	0	55%	64%	72%	57%

	KENTUCKIANA COMBINED				NATIONAL ⁵		
	Kentuckiana		● Medicaid Score Kentuckiana Avg ● Commercial Score ⁴		Average PPO	Average Medicaid	
	Avg ²	Benchmark ³					
Preventive Care Management							
Chlamydia Screening in Women Denominator, Ages 16-20	2,861	93					
Chlamydia Screening in Women (Ages 16-20)	50%	83%	0		100	-	-
Chlamydia Screening in Women Denominator, Ages 21-24	3,562	140					
Chlamydia Screening in Women (Ages 21-24)	57%	91%	0		100	-	-
Chlamydia Screening in Women Denominator, Overall	6,423	327					
Chlamydia Screening in Women (Overall)	54%	88%	0		100	44%	55%
Colorectal Cancer Screening Denominator	68,568	3,333					
Colorectal Cancer Screening	60%	77%	0		100	61%	-
Pediatric Care Management							
Follow-Up Care for Children Prescribed ADHD Medication Denominator	335	-					
Follow-Up Care for ADHD Medication - Init. Phase	50%	-	0		100	40%	44%
Follow-Up Care for ADHD Medication - Cont. Phase	54%	-	0		100	47%	54%
Pharyngitis Appropriate Testing Denominator, Ages 3 to 17	2,230	61					
Appropriate Testing for Pharyngitis	86%	98%	0		100	73%	74%
URI Appropriate Treatment Denominator, Ages 3 Months to 17 Years	3,578	151					
Appropriate Treatment for URI	76%	100%	0		100	81%	88%
Child and Adolescent Well-Care Visits Denominator, Ages 3 to 11	26,266	2,370					
At least 1 Visit	76%	97%	0		100	78%	74%
Child and Adolescent Well-Care Visits Denominator, Ages 12 to 17	16,924	1,375					
At least 1 Visit	70%	95%	0		100	-	-
Child and Adolescent Well-Care Visits Denominator, Ages 18 to 21	8,484	385					
At least 1 Visit	47%	93%	0		100	-	-
Child and Adolescent Well-Care Visits Denominator, Overall	51,674	5,196					



Consolidated Measurement Report

Kentuckiana Community Aggregate Report

January 2020 — December 2020

	KENTUCKIANA COMBINED				NATIONAL ⁵		
	Kentuckiana		● Medicaid Score ● Kentuckiana Avg ● Commercial Score ⁴		Average PPO	Average Medicaid	
	Avg ²	Benchmark ³					
Pediatric Care Management							
At least 1 Visit	70%	95%	0	56% 76%	100	53%	46%
Childhood Immunization Status Denominator	3,054	193					
Childhood Immunization Status: DTaP	76%	94%	0	72% 78%	100	79%	74%
Childhood Immunization Status: Polio	85%	98%	0	84% 86%	100	85%	88%
Childhood Immunization Status: MMR	94%	100%	0	91% 97%	100	91%	89%
Childhood Immunization Status: HiB (H Influenza Type B)	86%	99%	0	86% 86%	100	86%	86%
Childhood Immunization Status: Hepatitis B	28%	75%	0	15% 47%	100	75%	87%
Childhood Immunization Status: Chicken Pox	94%	100%	0	91% 97%	100	90%	87%
Childhood Immunization Status: PCV (Pneumococcal Conjugate)	76%	94%	0	72% 79%	100	80%	76%
Childhood Immunization Status: Hepatitis A	72%	97%	0	68% 77%	100	88%	84%
Childhood Immunization Status: Rotavirus	75%	93%	0	70% 79%	100	78%	71%
Childhood Immunization Status: Influenza	40%	93%	0	34% 44%	100	70%	51%
Childhood Immunization Status: Combo 2: First 6	24%	69%	0	13% 38%	100	70%	70%
Childhood Immunization Status: Combo 3: + PCV	23%	68%	0	13% 36%	100	68%	68%
Childhood Immunization Status: Combo 4: + PCV, HepA	20%	58%	0	10% 34%	100	-	-
Childhood Immunization Status: Combo 5: + PCV, RV	21%	66%	0	13% 31%	100	-	-
Childhood Immunization Status: Combo 6: + PCV, Flu	11%	28%	0	6% 18%	100	-	-
Childhood Immunization Status: Combo 7: + PCV, HepA, RV	18%	55%	0	10% 30%	100	-	-
Childhood Immunization Status: Combo 8: + PCV, HepA, Flu	10%	27%	0	5% 18%	100	-	-
Childhood Immunization Status: Combo 9: + PCV, RV, Flu	10%	26%	0	5% 16%	100	-	-
Childhood Immunization Status: Combo 10: + PCV, HepA, RV, Flu	10%	25%	0	5% 16%	100	51%	39%
Adolescent Immunization Denominator	2,752	112					
Immunizations for Adolescents: Combination 1	82%	96%	0	80% 83%	100	-	-



Consolidated Measurement Report

Kentuckiana Community Aggregate Report

January 2020 — December 2020

	KENTUCKIANA COMBINED				NATIONAL ⁵		
	Kentuckiana		● Medicaid Score ● Kentuckiana Avg ● Commercial Score ⁴		Average PPO	Average Medicaid	
	Avg ²	Benchmark ³					
Pediatric Care Management							
Immunizations for Adolescents: Combination 2	39%	69%	0		100	27%	38%
Immunizations for Adolescents: Meningococcal	83%	97%	0		100	78%	82%
Immunizations for Adolescents: Tdap	86%	97%	0		100	83%	86%
Immunizations for Adolescents: HPV	41%	71%	0		100	29%	40%
Weight Assess., Counseling for Children/Adolescents Denom. Ages 3-11	15,701	1,639					
BMI Percentile Assessment	37%	90%	0		100	-	-
Counseling for Nutrition	24%	88%	0		100	-	-
Counseling for Physical Activity	22%	88%	0		100	-	-
Weight Assess., Counseling for Children/Adolescents Denom. Ages 12-17	10,327	823					
BMI Percentile Assessment	34%	91%	0		100	-	-
Counseling for Nutrition	22%	88%	0		100	-	-
Counseling for Physical Activity	22%	89%	0		100	-	-
Weight Assess., Counseling for Children/Adolescents Denom. Overall	26,028	2,689					
BMI Percentile Assessment	36%	90%	0		100	59%	75%
Counseling for Nutrition	23%	87%	0		100	53%	67%
Counseling for Physical Activity	22%	87%	0		100	49%	63%
Well-Child Visits in First 30 Months of Life Denominator (First 15 Months)	1,661	58					
At Least 6 Visits	73%	97%	0		100	79%	53%
Well-Child Visits in First 30 Months of Life Denominator (Age 15-30 Months)	1,147	43					
At Least 6 Visits	84%	100%	0		100	88%	71%
Behavioral Care Management							
Antidepressant Medication Management Denominator	3,169	35					
Antidepressant Med Management - Acute Phase	72%	66%	0		100	75%	57%



	KENTUCKIANA COMBINED						NATIONAL ⁵	
	Kentuckiana		● Medicaid Score Kentuckiana Avg ● Commercial Score ⁴				Average PPO	Average Medicaid
	Avg ²	Benchmark ³						
Behavioral Care Management								
Antidepressant Med Management - Cont. Phase	56%	53%	0	41%	66%	100	59%	42%
Use of Opioids at High Dosage Denominator	10,109	70						
Received Prescription Opioids at High Dosage	5%	0%	0	2%	4%	100	5%	7%
Use of Opioids From Multiple Providers	9,913	69						
Multiple Prescribers	14%	0%	0	11%	22%	100	13%	19%
Multiple Pharmacies	3%	0%	0	2%	6%	100	2%	5%
Multiple Prescribers and Multiple Pharmacies	1%	0%	0	1%	3%	100	1%	2%
Chronic and Acute Care Management								
Pharyngitis Appropriate Testing Denominator, Ages 18 to 64	1,467	15						
Appropriate Testing for Pharyngitis	70%	100%	0	69%	73%	100	-	-
Pharyngitis Appropriate Testing Denominator, Ages 65 and Older	176	-						
Appropriate Testing for Pharyngitis	60%	-	0	75%	78%	100	-	-
Pharyngitis Appropriate Testing Denominator, All Ages	2,614	53						
Appropriate Testing for Pharyngitis	74%	94%	0	74%	76%	100	-	-
URI Appropriate Treatment Denominator, Ages 18 to 64	3,390	31						
Appropriate Treatment for URI	67%	87%	0	57%	74%	100	-	-
URI Appropriate Treatment Denominator, Ages 65 and Older	973	-						
Appropriate Treatment for URI	55%	-	0	50%	59%	100	-	-
URI Appropriate Treatment Denominator, All Ages	5,675	101						
Appropriate Treatment for URI	63%	90%	0	56%	74%	100	-	-
Comprehensive Diabetes Care Denominator	26,014	960						
Diabetes Care: Eye Exam (Retinal) Performed	49%	63%	0	39%	39%	100	47%	51%
Diabetes Care: HbA1c Poor Control	70%	41%	0	80%	83%	100	44%	45%



Consolidated Measurement Report

Kentuckiana Community Aggregate Report

January 2020 — December 2020

	KENTUCKIANA COMBINED				NATIONAL ⁵		
	Kentuckiana		● Medicaid Score ● Kentuckiana Avg ● Commercial Score ⁴		Average PPO	Average Medicaid	
	Avg ²	Benchmark ³					
Chronic and Acute Care Management							
Diabetes Care: Blood Pressure Control (<140/90 mm Hg)	21%	33%	0		100	49%	58%
Kidney Health Evaluation for Patients with Diabetes Denominator	30,580	951					
Kidney Health Evaluation for Patients with Diabetes	30%	89%	0		100	-	-
Medication Reconciliation Post-Discharge Denominator	13,405	66					
Medication Reconciliation Post-Discharge	29%	21%	0		100	-	-
Statin Therapy for Patients with Cardiovascular Disease Denominator	4,101	-					
Statin Therapy for Patients with CVD (Received)	83%	-	0		100	81%	78%
Statin Therapy for Patients with CVD (80%)	78%	-	0		100	81%	72%
Statin Therapy for Patients with Diabetes Denominator	9,762	68					
Statin Therapy for Patients with Diabetes (Received)	72%	91%	0		100	64%	64%
Statin Therapy for Patients with Diabetes (80%)	69%	88%	0		100	77%	69%
Cost and Util and Exp Care Management							
Plan All-Cause Readmissions Denominator	9,179	45					
Plan All-Cause Readmissions	5%	0%			100	5%	10%
Use of Imaging Studies for Low Back Pain Denominator	3,642	35					
Use of Imaging Studies for Low Back Pain	62%	80%	0		100	77%	76%



-
1. Only KCHMS measures included on the National Committee for Quality Assurance (NCQA) Healthcare Effectiveness Data and Information Set (HEDIS®) are included in these reports.
 2. The total average across the measure's aggregate denominator (i.e., eligible patients or events) for the Kentuckiana region; all lines of business are included (Commercial, Medicaid, and Medicare).
 3. "Achievable Benchmark," defined as the average rate for the top-ranked eligible (n>14) providers, whose combined patients account for 10% of the total population among eligible providers. An asterisk indicates a valid Benchmark could not be calculated; Commercial and Medicaid are included.
 4. In previous years, the commercial score included some Medicare data. The commercial score now reflects only commercial data, although Medicare data is still included in the overall scores.
 5. National averages can be found on NCQA's website, www.ncqa.org.
 6. Data for "Plan All-Cause Readmissions" was unavailable from WellCare Health Plan of Kentucky.

[KHC Community Measurement: www.KHCollaborative.org/programs/community-measurement](http://www.KHCollaborative.org/programs/community-measurement) | [Public Reporting: www.GoHealthShare.org](http://www.GoHealthShare.org)