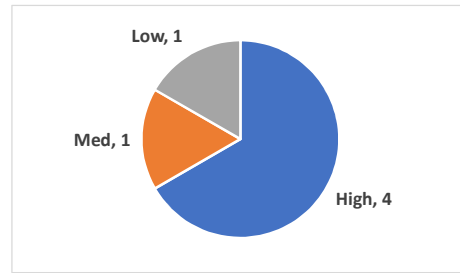


Name	NQF #	Stop Points			MIPS/Medicaid Alignment	Cost Impact	Health Impact	Performance Gap	Provider Ability to Impact	Score
		1	2	3						
Pediatric Care										
Adolescent Well-Care Visits		2.0	1.9	1.7	1.3	1.0	1.7	1.7	1.4	12.6
Developmental Screening in the First Three Years of Life	1448	1.7	1.4	1.1	1.0	0.7	1.7	1.3	2.0	10.9
Screening for Depression and Follow-Up Plan (Ages 12-17)	418	1.9	1.6	1.0	1.4	1.4	1.4	1.3	1.6	11.1
Weight Assessment and Counseling for Nutrition and Physical Activity for Children/Adolescents	24	1.7	1.7	1.1	1.3	1.3	1.7	1.4	1.3	11.4

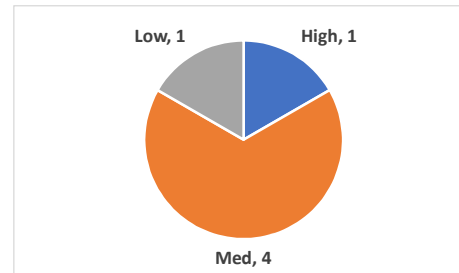
Average Ranking (1-4, Lower is better)
<i>n=6</i>
1.8
3.2
2.0
2.8

Seven respondents



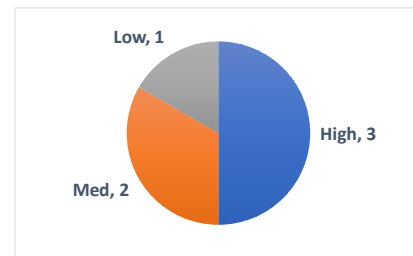
Adolescent Well-Care Visits

High	4
Med	1
Low	1



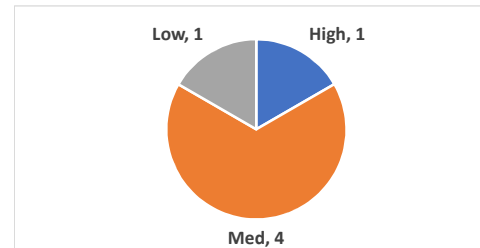
Developmental Screening in the First Three Years of Life

High	1
Med	4
Low	1



Screening for Depression and Follow-Up

High	3
Med	2
Low	1



Weight Assessment and Counseling

High	1
Med	4
Low	1