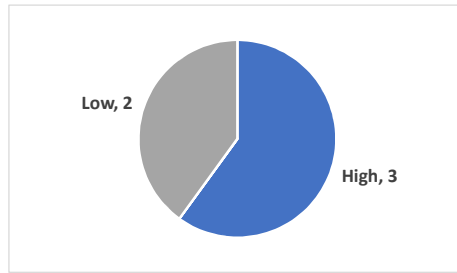


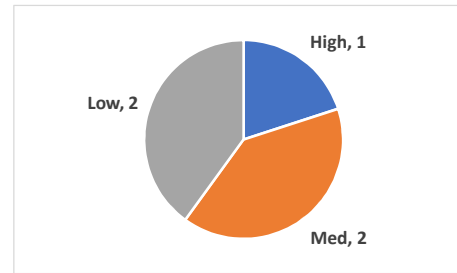
Name	NQF #	Stop Points			MIPS/Medicaid Alignment	Cost Impact	Health Impact	Performance Gap	Provider Ability to Impact	Score
		1 Supports Clinical Guidelines	2 Valid, Reliable, and Sufficient Volume	3 Data Readily Available						
Pediatric Care										
Medication Adherence for Diabetes Medications	541	1.7	1.1	1.0	0.0	1.4	1.6	1.2	0.5	8.4
Medication Adherence for Hypertension (RAS antagonists)	541	1.7	1.1	1.0	0.0	1.3	1.6	1.2	0.5	8.3
Avoidance of Antibiotic Treatment in Adults With Acute Bronchitis (AAB)	58	1.6	1.4	1.2	1.2	0.9	1.3	0.9	1.6	8.4
Comprehensive Diabetes Care: Eye Exam (retinal) performed	55	2.0	1.8	1.2	1.6	1.4	1.6	1.5	1.3	12.0
Comprehensive Diabetes Care: Medical Attention for Nephropathy	62	1.8	1.8	1.7	1.8	1.6	1.8	1.5	1.8	13.4
Comprehensive Diabetes Care: Blood Pressure Control (<140/90 mm Hg)	61	1.8	1.8	1.5	1.2	1.8	2.0	1.2	1.7	12.7

Average Ranking (1-6, Lower is better)
n=4
3.75
4.25
5.00
3.25
3.25
1.50



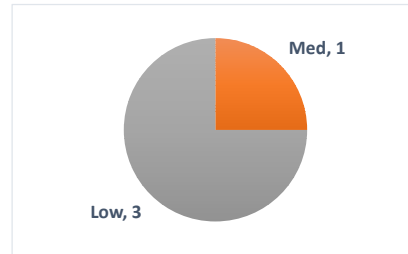
Med Adherence Diabetes

High	3
Med	0
Low	2



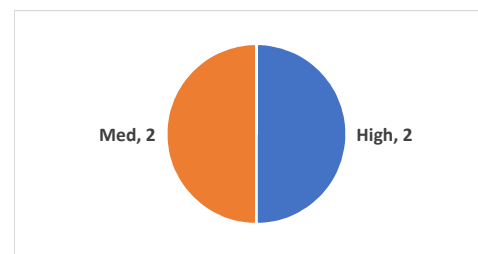
Med Adherence Hypertension

High	1
Med	2
Low	2



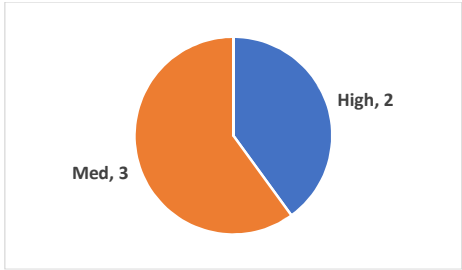
Bronchitis

High	0
Med	1
Low	3



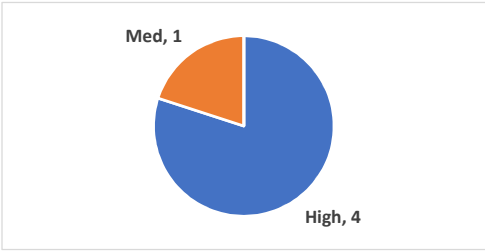
Diabetes Eye Exam

High	2
Med	2
Low	0



Diabetes Nephropathy

High	2
Med	3
Low	0



Diabetes Blood Pressure Control

High	4
Med	1
Low	0